


OPENING FEATURE:

Circle K Sunkus



First POS systems introduced.

1987

Number of Circle K and Sunkus stores both exceed 2,000.

1997

Payment agent services for utility and other bills begin.

1989

2004

Acceptance of Edy electronic money begins.

2008

Installation of multi-use copy machines and KARUWAZA STATION terminals begins.

Business tie-up with cocokara fine HOLDINGS Inc.

2009



30th Anniversary

In 2010, Circle K Sunkus celebrates the 30th anniversary of opening its first Circle K and Sunkus stores. Going forward, Circle K Sunkus will remain an operator of convenience store chains that address the needs of the times.

First Circle K store



1980
OPEN!!



First Sunkus store

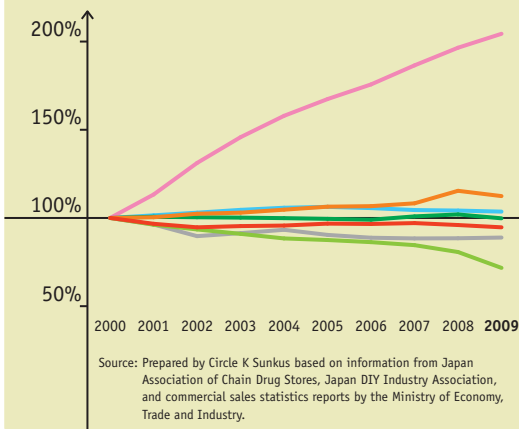
Today

Circle K Sunkus will never stop rising to new challenges. We will actively and boldly embrace new ideas and new approaches to flexibly address changes in Japan's social structure, including its aging population with fewer births, and the accompanying diversification of customer needs.

Recent Developments in Japan's Retail Market in the Context of an Aging Population With Fewer Births

Sales Growth Rate By Retail Format (*2000=100%)

■ Retail sector overall ■ Convenience stores ■ Supermarkets
■ Department stores ■ Drug stores
■ Home improvement centers ■ Consumer electronics retailers, etc.



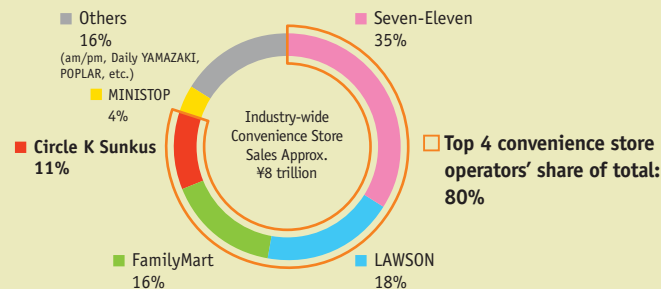
Japan's population has been aging rapidly, and has been seeing fewer births. Currently, senior citizens aged 65 or older account for one in five Japanese*, even as the birth rate continues to decline. In this context, Japan's retail market as a whole has remained in gradual decline since peaking out in 1996.

Since 2000, the market has been expanding in the convenience store, drug store and home improvement center sectors. On the other hand, the market has contracted in the department store and consumer electronics retailer sectors, leading to disparity among retail formats in terms of the growth potential for each market. The underlying factors behind this trend include changes in the number and composition of households, including more senior-citizen and single-person households, as well as fewer households made up of young adults under the age of 30 due to the declining birth rate. Another factor is the shifting lifestyles accompanying these changes.

*Source: Annual Report on the Aging Society, Cabinet Office Director-General for Policies on Cohesive Society

The Convenience Store Industry —Increasingly Dominated by Major Convenience Store Chains

Market Share of Various Convenience Store Operators (Non-consolidated Basis)



Source: Prepared by Circle K Sunkus based on financial reports issued by each company for the fiscal year ended February 28, 2010.

The convenience store industry has become increasingly dominated by the top four convenience store operators. By the fiscal year ended February 28, 2010, the market share of the top four convenience store operators had expanded to account for 80% of industry-wide sales. For its part, Circle K Sunkus commands a market share of 11%, making it the industry's fourth largest convenience store operator.

Aiming to Develop Entirely New Convenience Stores

Eyeing future growth, Circle K Sunkus will develop new types of convenience stores never seen before by developing new store formats through collaboration with different business sectors and other measures.