

Summary of Financial Data for the Fiscal Year Ended February 28, 2005

Contents

| | |
|-----------------------------|----|
| 1. Summary and Outlook | 1 |
| 2. Profile of Stores | 4 |
| 3. Store Network | 7 |
| 4. Sales | 11 |
| 5. Products | 13 |
| 6. Regional Data | 15 |
| 7. Area Franchisers | 16 |
| 8. Shareholders Information | 17 |

(Notes) 1 The Company (formerly CIRCLE K JAPAN Co., Ltd.) was renamed Circle K Sunkus Co., Ltd. on September 1, 2004 after absorbing C&S Co., Ltd. and SUNKUS & ASSOCIATES INC. In this report, fiscal year ended February 28, 2005 represent actual operating results, the sum of operating results for C&S from March 1, 2004 to August 31, 2004, and those of Circle K Sunkus after the merger from September 1, 2004 to February 28, 2005.

2: This report draws comparisons between accounting periods in the following order, except for pages 1,2,3,18 and 20: the fiscal year ended February 28, 2003(C&S), the fiscal year ended February 29, 2004(C&S), and the fiscal year ended February 28, 2005(C&S/CircleKSunkus).

3: As of June 1, 2004, CIRCLE K JAPAN Co., Ltd. (Circle K) absorbed CKTOHOKU Co., Ltd. (CKTOHOKU), an area franchiser of Circle K and consolidated subsidiary of C&S Co., Ltd. Figures for Circle K proper for the FY ended February 2005 in this report include figures for the Tohoku Business Division from June 1, 2004 to February 28, 2005, unless otherwise

4: Effective from the fiscal year ended February 2005, Sunkus Aomori Co., Ltd. and Sunkus Nishi-Saitama Co., Ltd., both area franchisers of SUNKUS & ASSOCIATES INC., became consolidated subsidiaries of Circle K Sunkus Co., Ltd. In this report, figures corresponding to "Sunkus" refer to figures for Sunkus proper only, excluding area franchisers, without qualification.

Circle K Sunkus Co., Ltd. Investor Relations

Shiohama Bldg., 20-1 Shiohama 2-chome,
Koto-ku, Tokyo Japan
Tel : +81-3-5635-3524 Fax : +81-3-5635-3436
E-mail : ir@circleksunkus.jp
URL : <http://www.circleksunkus.jp>

1. Summary and Outlook

(1) Stores at term-end

(Stores)

| | | FY ended Feb. 2004 | | | FY ended Feb. 2005 | | | FY ending Feb. 2006 (Est.) | | |
|---------------|---------------------------|--------------------|--------------|--------------|--------------------|--------------|-----------------|----------------------------|--------------|-----------------|
| | | Circle K | Sunkus | C & S | Circle K | Sunkus | Circle K Sunkus | Circle K | Sunkus | Circle K Sunkus |
| The Companies | Open | 200 | 160 | 360 | 193 | 153 | 346 | 195 | 175 | 370 |
| | Close | 259 | 217 | 476 | 143 | 80 | 223 | 108 | 100 | 208 |
| | Net increase | -59 | -57 | -116 | 50 | 73 | 123 | 87 | 75 | 162 |
| | Stores at term-end | 2,651 | 2,200 | 4,851 | 2,855 | 2,273 | 5,128 | 2,942 | 2,348 | 5,290 |
| Area FC | Open | 28 | 88 | 116 | 25 | 102 | 127 | 24 | 105 | 129 |
| | Close | 23 | 66 | 89 | 11 | 52 | 63 | 4 | 55 | 59 |
| | Net increase | 5 | 22 | 27 | 14 | 50 | 64 | 20 | 50 | 70 |
| | Stores at term-end | 266 | 1,035 | 1,301 | 126 | 1,085 | 1,211 | 146 | 1,135 | 1,281 |
| Group total | Open | 228 | 248 | 476 | 218 | 255 | 473 | 219 | 280 | 499 |
| | Close | 282 | 283 | 565 | 154 | 132 | 286 | 112 | 155 | 267 |
| | Net increase | -54 | -35 | -89 | 64 | 123 | 187 | 107 | 125 | 232 |
| | Stores at term-end | 2,917 | 3,235 | 6,152 | 2,981 | 3,358 | 6,339 | 3,088 | 3,483 | 6,571 |

Note: The number of stores at Circle K proper had increased as of February 28, 2005 partly due to the absorption of CKTOHOKU Co., Ltd. and the transfer of its 154 convenience stores to Circle K. The number of stores opened and closed by Circle K includes figures (FY05/2: 8 stores opened; 20 closed) for the Tohoku Business Division (the former CKTOHOKU Co., Ltd., absorbed in June).

(2)Net sales

(millions of yen)

| | | FY ended Feb. 2004 | | | FY ended Feb. 2005 | | | FY ending Feb. 2006 (Est.) | | |
|---------------|-----------------------|--------------------|---------------|---------------|--------------------|---------------|---------------------|----------------------------|---------------|-----------------|
| | | Circle K | Sunkus | C & S | Circle K | Sunkus | C & S/CircleKSunkus | Circle K | Sunkus | Circle K Sunkus |
| The Companies | Total stores | 480,453 | 403,441 | 883,894 | 503,889 | 403,517 | 907,407 | 519,590 | 413,920 | 933,510 |
| | Y-o-y | (1.1)% | (0.7)% | (0.9)% | 4.9% | 0.0% | 2.7% | 3.1% | 2.6% | 2.9% |
| | Existing stores Y-o-y | (4.7)% | (4.2)% | (4.5)% | 0.3% | (2.3)% | (0.9)% | (0.5)% | (1.5)% | (0.9)% |
| Area FC | Total stores | 34,806 | 173,027 | 207,833 | 23,644 | 178,376 | 202,020 | 22,100 | 184,390 | 206,490 |
| | Y-o-y | (3.9)% | 4.6% | 3.1% | (32.1)% | 3.1% | (2.8)% | (6.5)% | 3.4% | 2.2% |
| | Existing stores Y-o-y | (10.4)% | (3.0)% | (4.3)% | - | (1.0)% | - | - | - | - |
| Group total | Total stores | 515,260 | 576,468 | 1,091,728 | 527,534 | 581,894 | 1,109,428 | 541,690 | 598,310 | 1,140,000 |
| | Y-o-y | (1.3)% | 0.8% | (0.2)% | 2.4% | 0.9% | 1.6% | 2.7% | 2.8% | 2.8% |
| | Existing stores Y-o-y | (5.1)% | (3.9)% | (4.4)% | - | - | - | - | - | - |

Note: Total sales for FY ended Feb. 2005 for Circle K proper includes sales of the Tohoku Business Division (the former CKTOHOKU Co., Ltd., absorbed on June 1, 2004). Sales of the Tohoku Business Division for the June 2004-February 2005 period were 14,026 million yen. Year-on-year comparisons assuming no merger took place are shown below.

| | | FY ended Feb. 2005 | | |
|---|-----------------------|--------------------|---------------|---------------------|
| | | Circle K | Sunkus | C & S/CircleKSunkus |
| The Companies Exc. Tohoku Business Division(Jun.1-Feb.28) | Total stores | 489,863 | 403,517 | 893,381 |
| | Y-o-y | 2.0% | 0.0% | 1.1% |
| | Existing stores Y-o-y | 0.1% | (2.3)% | (1.0)% |
| Area FC Inc. Tohoku Business Division(Jun.1-Feb.28) | Total stores | 37,670 | 178,376 | 216,047 |
| | Y-o-y | 8.2% | 3.1% | 4.0% |
| | Existing stores Y-o-y | 5.1% | (1.0)% | 0.0% |

Note: Effective from FY 2004, CKTOHOKU became consolidated subsidiaries of C&S. Effective from FY 2005, Sunkus Aomori and Sunkus Nishi-Saitama became consolidated subsidiaries of Circle K Sunkus. As a result, sum of Circle K figures and Sunkus figures do not agree with the amounts stated in the consolidated financial statements of C&S / Circle K Sunkus. The table below shows the differences between the above figures and those shown in the consolidated sales.

| FY ended Feb. 2004 | | FY ended Feb. 2005 | | FY ending Feb. 2006 (Est.) | |
|--------------------|-----------------------|--------------------|---|----------------------------|--------------------------|
| CKTOHOKU | C&S (Consolidated) | Other subsidiaries | C&S/ Circle K Sunkus (Consolidated) | Other subsidiaries | C&S / Circle K Sunkus |
| 18,353 | 902,247 | 26,113 | 933,521 | 22,000 | 955,610 |

Note1: The figures for other subsidiaries are CKTOHOKU(From March 1, 2004 to May 31,2004), Sunkus Aomori and Sunkus Nishi-Saitama.

2: FY ended Feb. 2005 represent the sum of consolidated results of the former C&S Co., Ltd. before the merger (From March 1, 2004 to August 31, 2004) and the consolidated results of Circle K Sunkus Co., Ltd. after the merger (From September 1, 2004 to February 28, 2005) .

(3)Business Result

(millions of yen)

| | FY ended Feb. 2004 | | | FY ended Feb. 2005 | | | FY ending Feb. 2006 (Est.) | | |
|-------------------------|--------------------|---------|-------------------------|--------------------|---------|--|----------------------------|---------|-----------------------------------|
| | Circle K | Sunkus | C & S (Consolidated) | Circle K | Sunkus | C&S + Circle K Sunkus (Consolidated) | Circle K | Sunkus | Circle K Sunkus (Consolidated) |
| Total store sales | 480,453 | 403,441 | 902,247 | 503,889 | 403,517 | 933,521 | 519,590 | 413,920 | 955,610 |
| Y-o-y | (1.1)% | (0.7)% | 1.2% | 4.9% | 0.0% | 3.5% | 3.1% | 2.6% | 2.4% |
| Existing stores Y-o-y | (4.7)% | (4.5)% | (4.5)% | 0.3% | (2.3)% | (0.9)% | (0.5)% | (1.5)% | (0.9)% |
| Average product markup | 28.7% | 29.2% | - | 28.4% | 29.3% | 28.8% | 28.6% | 29.4% | 29.0% |
| Y-o-y | 0.7% | 0.4% | - | (0.2)% | 0.1% | (0.1)% | 0.2% | 0.2% | 0.2% |
| Total operating revenue | 92,908 | 67,966 | 169,501 | | | 176,843 | | | 181,580 |
| Y-o-y | (0.2)% | 4.2% | 7.1% | | | 4.3% | | | 2.7% |
| Gross profit | 66,514 | 58,320 | 127,747 | | | 132,099 | | | 137,380 |
| Y-o-y | 1.1% | 2.4% | 4.1% | | | 3.4% | | | 4.0% |
| S.G.A | 52,484 | 48,015 | 105,311 | | | 107,714 | | | 109,760 |
| Y-o-y | 1.6% | 4.3% | 6.8% | | | 2.3% | | | 1.9% |
| Operating income | 14,030 | 10,305 | 22,435 | | | 24,384 | | | 27,620 |
| Y-o-y | (0.5)% | (5.7)% | (7.2)% | | | 8.7% | | | 13.3% |
| Recurring profit | 12,615 | 9,060 | 19,701 | | | 23,625 | | | 25,930 |
| Y-o-y | (8.3)% | (15.0)% | (16.4)% | | | 19.9% | | | 9.8% |
| Net income | 6,083 | 3,501 | 7,651 | | | 12,654 | | | 12,550 |
| Y-o-y | (18.1)% | (27.6)% | (33.4)% | | | 65.4% | | | (0.8)% |

- Notes: 1. Sales of area franchisers are excluded from the total store sales in the columns noted "Circle K" and "Sunkus."
2. The above forecasts for Circle K for the six-month period ending August 31, 2004 exclude figures for CKTOHOKU Co., Ltd., which merged with Circle K on June 1, 2004.
3. The above-noted average product markup excludes area franchiser sales in case of Circle K, but includes area franchiser sales in case of Sunkus.
4. C&S / Circle K Sunkus consolidated financial figures reflect consolidated subsidiaries are as follows.
 Fiscal year ended Feb. 29, 2004 : Circle K, Sunkus, CKTOHOKU
 Fiscal year ended Feb. 28, 2005 : Circle K, Sunkus, CKTOHOKU, Sunkus Aomori, Sunkus Nishi-Saitama
 Fiscal year ending Feb. 28, 2006(Est) : Sunkus Aomori, Sunkus Nishi-Saitama

Effect of Asset Impairment Accounting in the Fiscal Year Ending February 2006

For the fiscal year ending February 2006, Circle K Sunkus will change certain accounting methods to adopt new accounting standards for the impairment of fixed assets and introduce a pro forma enterprise tax. The effects of these accounting changes on operating results are detailed below. The table on the right presents earnings forecasts for the fiscal year ending February 2006 that have been adjusted to exclude the effect of these accounting changes.

(millions of yen)

| | |
|---|-------|
| Extraordinary loss on impairment of fixed assets | 4,550 |
| Decrease in depreciation expenses (SG&A expenses) due to impairment of fixed and other assets | 680 |
| Extraordinary gain on the return of the substitutional portion of the Employees' Pension Fund | 1,492 |
| Revised on introduction of pro forma enterprise tax | |
| Decrease in income taxes, Increase in SG&A expenses | 550 |

Earnings Forecasts for the Fiscal Year Ending February 2006 Excluding Effects of Accounting Changes

| FY ending Feb. 2006 (Est.) | | Circle K Sunkus (Consolidated) |
|----------------------------|--|-----------------------------------|
| S.G.A | | 109,890 |
| Y-o-y | | 2.0% |
| Operating income | | 27,490 |
| Y-o-y | | 12.7% |
| Recurring profit | | 25,800 |
| Y-o-y | | 9.2% |
| Net income | | 14,050 |
| Y-o-y | | 11.0% |

2. Profile of stores

(1) Newly opened and closed stores

Circle K

(Stores)

| | | FY ended Feb.2003 | | | FY ended Feb.2004 | | | FY ended Feb.2005 | | |
|----------------------|-------|-------------------|---------------|---------|-------------------|---------------|---------|-------------------|---------------|---------|
| | | | The Companies | Area FC | | The Companies | Area FC | | The Companies | Area FC |
| Type A | Open | 32 | 21 | 11 | 29 | 24 | 5 | 17 | 16 | 1 |
| | Close | 33 | 30 | 3 | 50 | 49 | 1 | 45 | 43 | 2 |
| Type C | Open | 207 | 194 | 13 | 189 | 172 | 17 | 196 | 173 | 23 |
| | Close | 27 | 26 | 1 | 65 | 65 | 0 | 23 | 22 | 1 |
| Company-owned stores | Open | 23 | 15 | 8 | 10 | 4 | 6 | 5 | 4 | 1 |
| | Close | 59 | 47 | 12 | 167 | 145 | 22 | 86 | 78 | 8 |
| Total | Open | 262 | 230 | 32 | 228 | 200 | 28 | 218 | 193 | 25 |
| | Close | 119 | 103 | 16 | 282 | 259 | 23 | 154 | 143 | 11 |

Notes: 1. The number of Open/Close stores includes relocated stores, which were 26 stores in FY ended Feb. 2003, 39 stores in FY ended Feb. 2004, 51 stores in FY ended Feb. 2005, respectively.(the companies only).

2. The number of Open/Close stores in FY ended Feb. 2005, includes figures, which were 8 opened stores, 20 closed stores for the Tohoku Business Division (the former CKTOHOKU Co., Ltd., absorbed in June 1).

Sunkus

(Stores)

| | | FY ended Feb.2003 | | | FY ended Feb.2004 | | | FY ended Feb.2005 | | |
|----------------------|-------|-------------------|---------------|---------|-------------------|---------------|---------|-------------------|---------------|---------|
| | | | The Companies | Area FC | | The Companies | Area FC | | The Companies | Area FC |
| Type A | Open | 65 | 27 | 38 | 45 | 19 | 26 | 42 | 14 | 28 |
| | Close | 48 | 28 | 20 | 80 | 50 | 30 | 54 | 23 | 31 |
| Type E | Open | 50 | 30 | 20 | 39 | 25 | 14 | 33 | 19 | 14 |
| | Close | 4 | 4 | 0 | 19 | 18 | 1 | 12 | 11 | 1 |
| Type C | Open | 185 | 129 | 56 | 155 | 112 | 43 | 157 | 110 | 47 |
| | Close | 38 | 27 | 11 | 122 | 102 | 20 | 42 | 30 | 12 |
| Company-owned stores | Open | 13 | 2 | 11 | 9 | 4 | 5 | 23 | 10 | 13 |
| | Close | 19 | 10 | 9 | 62 | 47 | 15 | 24 | 16 | 8 |
| Total | Open | 313 | 188 | 125 | 248 | 160 | 88 | 255 | 153 | 102 |
| | Close | 109 | 69 | 40 | 283 | 217 | 66 | 132 | 80 | 52 |

Note: The number of Open/Close stores includes relocated stores, which were 28 stores in FY ended Feb. 2003, 23 stores in FY ended Feb. 2004, 14 stores in FY ended Feb. 2005, respectively.(the companies only).

(2) Breakdown by Store Type

Circle K

(Stores)

| | FY ended Feb.2003 | | | FY ended Feb.2004 | | | FY ended Feb.2005 | | |
|----------------------|-------------------|---------------|---------|-------------------|---------------|---------|-------------------|---------------|---------|
| | | The Companies | Area FC | | The Companies | Area FC | | The Companies | Area FC |
| Type A | 1,481 | 1,356 | 125 | 1,425 | 1,320 | 105 | 1,368 | 1,316 | 52 |
| Y-o-y | (19) | (21) | 2 | (56) | (36) | (20) | (57) | (4) | (53) |
| Type C | 1,120 | 1,071 | 49 | 1,175 | 1,107 | 68 | 1,296 | 1,235 | 61 |
| Y-o-y | 127 | 126 | 1 | 55 | 36 | 19 | 121 | 128 | (7) |
| Company-owned stores | 370 | 283 | 87 | 317 | 224 | 93 | 317 | 304 | 13 |
| Y-o-y | 35 | 22 | 13 | (53) | (59) | 6 | 0 | 80 | (80) |
| Total | 2,971 | 2,710 | 261 | 2,917 | 2,651 | 266 | 2,981 | 2,855 | 126 |
| Y-o-y | 143 | 127 | 16 | (54) | (59) | 5 | 64 | 204 | (140) |

Note:1 The number of stores at Circle K proper had increased as of FY ended Feb. 2005 partly due to the absorption of CKTOHOKU Co., Ltd. and the transfer of its 154 convenience stores to Circle K.

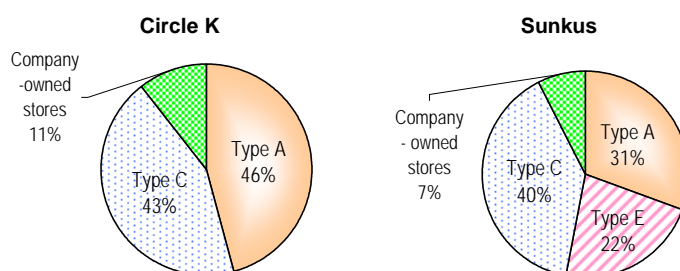
2 Of the number of stores at Circle K Sunkus proper as of February 28, 2005, 41 were type-A stores, 45 type-C stores and the 56 company-owned stores were affiliated with the Tohoku Business Division (formerly CKTOHOKU Co., ...)

Sunkus

(Stores)

| | FY ended Feb.2003 | | | FY ended Feb.2004 | | | FY ended Feb.2005 | | |
|----------------------|-------------------|---------------|---------|-------------------|---------------|---------|-------------------|---------------|---------|
| | | The Companies | Area FC | | The Companies | Area FC | | The Companies | Area FC |
| Type A | 1,097 | 546 | 551 | 1,054 | 504 | 550 | 1,030 | 482 | 548 |
| Y-o-y | 6 | (11) | 17 | (43) | (42) | (1) | (24) | (22) | (2) |
| Type E | 716 | 614 | 102 | 737 | 620 | 117 | 749 | 612 | 137 |
| Y-o-y | 46 | 23 | 23 | 21 | 6 | 15 | 12 | (8) | 20 |
| Type C | 1,279 | 1,013 | 266 | 1,274 | 998 | 276 | 1,330 | 1,038 | 292 |
| Y-o-y | 117 | 75 | 42 | (5) | (15) | 10 | 56 | 40 | 16 |
| Company-owned stores | 178 | 84 | 94 | 170 | 78 | 92 | 249 | 141 | 108 |
| Y-o-y | 35 | 32 | 3 | (8) | (6) | (2) | 79 | 63 | 16 |
| Total | 3,270 | 2,257 | 1,013 | 3,235 | 2,200 | 1,035 | 3,358 | 2,273 | 1,085 |
| Y-o-y | 204 | 119 | 85 | (35) | (57) | 22 | 123 | 73 | 50 |

Breakdown by store type as of February 28, 2005 (including Area FC)



(3) Breakdown by Store Conditions

Franchised and Company-owned stores

(Stores)

| | FY ended Feb.2003 | | | FY ended Feb.2004 | | | FY ended Feb.2005 | | |
|-------------------------------------|-------------------|----------|--------|-------------------|----------|--------|-------------------|----------|--------|
| | | Circle K | Sunkus | | Circle K | Sunkus | | Circle K | Sunkus |
| 24-hour stores | 4,870 | 2,669 | 2,201 | 4,774 | 2,624 | 2,150 | 5,058 | 2,833 | 2,225 |
| Share | 98.0% | 98.5% | 97.5% | 98.4% | 99.0% | 97.7% | 98.6% | 99.2% | 97.9% |
| Stores handling alcoholic beverages | 3,511 | 1,723 | 1,788 | 3,629 | 1,911 | 1,718 | 4,192 | 2,288 | 1,904 |
| Share | 70.7% | 63.6% | 79.2% | 74.8% | 72.1% | 78.1% | 81.7% | 80.1% | 83.8% |
| Stores handling tobacco | 4,057 | 2,372 | 1,685 | 4,069 | 2,398 | 1,671 | 4,399 | 2,624 | 1,775 |
| Share | 81.7% | 87.5% | 74.7% | 83.9% | 90.5% | 76.0% | 85.8% | 91.9% | 78.1% |
| Stores with parking lot | 3,785 | 2,505 | 1,280 | 3,703 | 2,463 | 1,240 | 3,960 | 2,664 | 1,296 |
| Share | 76.2% | 92.4% | 56.7% | 76.3% | 92.9% | 56.4% | 77.2% | 93.3% | 57.0% |
| Total | 4,967 | 2,710 | 2,257 | 4,851 | 2,651 | 2,200 | 5,128 | 2,855 | 2,273 |
| Share | 100.0% | 100.0% | 100.0% | 100.0% | 100.0% | 100.0% | 100.0% | 100.0% | 100.0% |

Area franchised stores

| | FY ended Feb.2003 | | | FY ended Feb.2004 | | | FY ended Feb.2005 | | |
|-------------------------------------|-------------------|----------|--------|-------------------|----------|--------|-------------------|----------|--------|
| | | Circle K | Sunkus | | Circle K | Sunkus | | Circle K | Sunkus |
| 24-hour stores | 1,261 | 260 | 1,001 | 1,290 | 265 | 1,025 | 1,202 | 126 | 1,076 |
| Share | 99.0% | 99.6% | 98.8% | 99.2% | 99.6% | 99.0% | 99.3% | 100.0% | 99.2% |
| Stores handling alcoholic beverages | 889 | 151 | 738 | 978 | 158 | 820 | 1,068 | 95 | 973 |
| Share | 69.8% | 57.9% | 72.9% | 75.2% | 59.4% | 79.2% | 88.2% | 75.4% | 89.7% |
| Stores handling tobacco | 1,064 | 227 | 837 | 1,125 | 241 | 884 | 1,070 | 116 | 954 |
| Share | 83.5% | 87.0% | 82.6% | 86.5% | 90.6% | 85.4% | 88.4% | 92.1% | 87.9% |
| Total | 1,274 | 261 | 1,013 | 1,301 | 266 | 1,035 | 1,211 | 126 | 1,085 |
| Share | 100.0% | 100.0% | 100.0% | 100.0% | 100.0% | 100.0% | 100.0% | 100.0% | 100.0% |

Group total

(Stores)

| | FY ended Feb.2003 | | | FY ended Feb.2004 | | | FY ended Feb.2005 | | |
|-------------------------------------|-------------------|----------|--------|-------------------|----------|--------|-------------------|----------|--------|
| | | Circle K | Sunkus | | Circle K | Sunkus | | Circle K | Sunkus |
| 24-hour stores | 6,131 | 2,929 | 3,202 | 6,064 | 2,889 | 3,175 | 6,260 | 2,959 | 3,301 |
| Share | 98.2% | 98.6% | 97.9% | 98.6% | 99.0% | 98.1% | 98.8% | 99.3% | 98.3% |
| Stores handling alcoholic beverages | 4,400 | 1,874 | 2,526 | 4,607 | 2,069 | 2,538 | 5,260 | 2,383 | 2,877 |
| Share | 70.5% | 63.1% | 77.2% | 74.9% | 70.9% | 78.5% | 83.0% | 79.9% | 85.7% |
| Stores handling tobacco | 5,121 | 2,599 | 2,522 | 5,194 | 2,639 | 2,555 | 5,469 | 2,740 | 2,729 |
| Share | 82.1% | 87.5% | 77.1% | 84.4% | 90.5% | 79.0% | 86.3% | 91.9% | 81.3% |
| Total | 6,241 | 2,971 | 3,270 | 6,152 | 2,917 | 3,235 | 6,339 | 2,981 | 3,358 |
| Share | 100.0% | 100.0% | 100.0% | 100.0% | 100.0% | 100.0% | 100.0% | 100.0% | 100.0% |

3. Store Network

(1)Stores by prefecture (as of February 28, 2005)

Note: Figures in parentheses refer to stores operated by area franchisers

(Stores)

| CircleKSunkus | | | | | | | | | | | |
|-------------------------|-----------|-----------|-----------|----------|----------|-----------|----------|----------|-----------|---------|--------|
| <i>(36 prefectures)</i> | | | | | | | | | | | |
| Hokkaido | | | | | | | | | | | |
| 273(44) | | | | | | | | | | | |
| Ishikawa | | | | | | | | | | | |
| 193(75) | | | | | | | | | | | |
| Yamaguchi | Shimane | Tottori | Kyoto | Fukui | | | | | | Aomori | Iwate |
| | | | 164(55) | 61(9) | | | | | | 176(67) | 95 |
| | | | | | | | | | | Akita | Miyagi |
| | | | | | | | | | | 111 | 123 |
| | | Hiroshima | Okayama | Hyogo | Shiga | Toyama | Niigata | Yamagata | Fukushima | | |
| | | 34(3) | 137(0) | 192 | 56(4) | 146(74) | 55 | 68 | 11 | | |
| Saga | Fukuoka | | | Osaka | Gifu | Nagano | Gunma | Tochigi | Ibaraki | | |
| | | | | 407(1) | 264 | 111 | | 37(37) | 60 | | |
| Nagasaki | Oita | Ehime | Kagawa | Nara | Aichi | Yamanashi | Saitama | Tokyo | | | |
| | | 138(138) | 82(82) | 117(59) | 1061(54) | | 180(143) | 660(82) | | | |
| Kumamoto | Miyazaki | Kochi | Tokushima | Wakayama | Mie | Shizuoka | Kanagawa | | Chiba | | |
| | | 60(60) | 67(67) | 13 | 233 | 333(35) | 342 | | 206(49) | | |
| | Kagoshima | | | | | | | | | | |
| | | 63(63) | | | | | | | | | |

| Circle K | | | | | | | | | | | |
|-------------------------|-----------|-----------|-----------|----------|-------|-----------|----------|----------|-----------|--------|--------|
| <i>(26 prefectures)</i> | | | | | | | | | | | |
| Hokkaido | | | | | | | | | | | |
| | | | | | | | | | | | |
| Ishikawa | | | | | | | | | | | |
| 118 | | | | | | | | | | | |
| Yamaguchi | Shimane | Tottori | Kyoto | Fukui | | | | | | Aomori | Iwate |
| | | | 109 | 52 | | | | | | 109 | 7 |
| | | | | | | | | | | Akita | Miyagi |
| | | | | | | | | | | 26 | |
| | | Hiroshima | Okayama | Hyogo | Shiga | Toyama | Niigata | Yamagata | Fukushima | | |
| | | 3(3) | 88 | 47 | 52 | 72 | 55 | | | | |
| Saga | Fukuoka | | | Osaka | Gifu | Nagano | Gunma | Tochigi | Ibaraki | | |
| | | | | 144 | 243 | 111 | | | | | |
| Nagasaki | Oita | Ehime | Kagawa | Nara | Aichi | Yamanashi | Saitama | Tokyo | | | |
| | | 76(76) | 14(14) | 58 | 858 | | | 67 | | | |
| Kumamoto | Miyazaki | Kochi | Tokushima | Wakayama | Mie | Shizuoka | Kanagawa | | Chiba | | |
| | | 31(31) | 2(2) | 13 | 199 | 298 | 129 | | | | |
| | kagoshima | | | | | | | | | | |

| Sunkus | | | | | | | | | | | |
|-------------------------|-----------|-----------|-----------|--------|---------|-----------|----------|----------|-----------|--------|--------|
| <i>(33 prefectures)</i> | | | | | | | | | | | |
| Hokkaido | | | | | | | | | | | |
| 273(44) | | | | | | | | | | | |
| Ishikawa | | | | | | | | | | | |
| 75(75) | | | | | | | | | | | |
| Yamaguchi | Shimane | Tottori | Kyoto | Fukui | | | | | | Aomori | Iwate |
| | | | 55(55) | 9(9) | | | | | | 67 | 88 |
| | | | | | | | | | | Akita | Miyagi |
| | | | | | | | | | | 85 | 123 |
| | | Hiroshima | Okayama | Hyogo | Shiga | Toyama | Niigata | Yamagata | Fukushima | | |
| | | 31 | 49 | 145 | 4(4) | 74(74) | | 68 | 11 | | |
| Saga | Fukuoka | | | Osaka | Gifu | Nagano | Gunma | Tochigi | Ibaraki | | |
| | | | | 263(1) | 21 | | | 37(37) | 60 | | |
| Nagasaki | Oita | Ehime | Kagawa | Nara | Aichi | Yamanashi | Saitama | Tokyo | | | |
| | | 62(62) | 68(68) | 59(59) | 203(54) | | 180(143) | 593(82) | | | |
| Kumamoto | Miyazaki | Kochi | Tokushima | | Mie | Shizuoka | Kanagawa | | Chiba | | |
| | | 29(29) | 65(65) | | 34 | 35(35) | 213 | | 206(49) | | |
| | Kagoshima | | | | | | | | | | |
| | | 63(63) | | | | | | | | | |

(2) Circle K Sunkus' stores at term-end

Note: Including area franchised stores. (Stores)

| | | FY ended Feb.2003 | | | FY ended Feb.2004 | | | FY ended Feb.2005 | | |
|-------------------------------|----------------------|-------------------|--------------|--------------|-------------------|--------------|--------------|-------------------|--------------|--------------|
| | | Circle K | Sunkus | | Circle K | Sunkus | | Circle K | Sunkus | |
| Hokkaido | | 303 | - | 303 | 275 | - | 275 | 273 | - | 273 |
| Tohoku | Aomori | 181 | 124 | 57 | 185 | 121 | 64 | 176 | 109 | 67 |
| | Iwate | 82 | 6 | 76 | 85 | 6 | 79 | 95 | 7 | 88 |
| | Akita | 117 | 34 | 83 | 111 | 30 | 81 | 111 | 26 | 85 |
| | Miyagi | 137 | - | 137 | 124 | - | 124 | 123 | - | 123 |
| | Yamagata | 81 | - | 81 | 69 | - | 69 | 68 | - | 68 |
| | Fukushima | 14 | - | 14 | 12 | - | 12 | 11 | - | 11 |
| Tohoku total | | 612 | 164 | 448 | 586 | 157 | 429 | 584 | 142 | 442 |
| Kanto | Tochigi | 35 | - | 35 | 38 | - | 38 | 37 | - | 37 |
| | Ibaraki | 64 | - | 64 | 59 | - | 59 | 60 | - | 60 |
| | Chiba | 200 | - | 200 | 196 | - | 196 | 206 | - | 206 |
| | Saitama | 204 | - | 204 | 185 | - | 185 | 180 | - | 180 |
| | Tokyo | 635 | 57 | 578 | 639 | 61 | 578 | 660 | 67 | 593 |
| | Kanagawa | 351 | 137 | 214 | 339 | 130 | 209 | 342 | 129 | 213 |
| kanto total | | 1,489 | 194 | 1,295 | 1,456 | 191 | 1,265 | 1,485 | 196 | 1,289 |
| Chubu-Hokuriku | Niigata | 32 | 32 | - | 43 | 43 | - | 55 | 55 | - |
| | Nagano | 102 | 102 | - | 103 | 103 | - | 111 | 111 | - |
| | Fukui | 64 | 57 | 7 | 63 | 55 | 8 | 61 | 52 | 9 |
| | Toyama | 140 | 81 | 59 | 140 | 75 | 65 | 146 | 72 | 74 |
| | Ishikawa | 196 | 126 | 70 | 189 | 117 | 72 | 193 | 118 | 75 |
| | Shizuoka | 344 | 312 | 32 | 328 | 294 | 34 | 333 | 298 | 35 |
| Chubu * Hokuriku total | | 878 | 710 | 168 | 866 | 687 | 179 | 899 | 706 | 193 |
| Chukyo | Gifu | 264 | 246 | 18 | 261 | 241 | 20 | 264 | 243 | 21 |
| | Aichi | 1,044 | 850 | 194 | 1,044 | 847 | 197 | 1,061 | 858 | 203 |
| | Mie | 237 | 210 | 27 | 229 | 198 | 31 | 233 | 199 | 34 |
| | Chukyo total | | 1,545 | 1,306 | 239 | 1,534 | 1,286 | 248 | 1,558 | 1,300 |
| Kansai | Shiga | 59 | 59 | - | 52 | 52 | 0 | 56 | 52 | 4 |
| | Kyoto | 166 | 112 | 54 | 161 | 108 | 53 | 164 | 109 | 55 |
| | Hyogo | 187 | 40 | 147 | 182 | 41 | 141 | 192 | 47 | 145 |
| | Osaka | 364 | 128 | 236 | 376 | 131 | 245 | 407 | 144 | 263 |
| | Nara | 111 | 53 | 58 | 114 | 55 | 59 | 117 | 58 | 59 |
| | Wakayama | 12 | 12 | - | 13 | 13 | 0 | 13 | 13 | - |
| Kansai total | | 899 | 404 | 495 | 898 | 400 | 498 | 949 | 423 | 526 |
| Chugoku | Okayama | 138 | 96 | 42 | 131 | 87 | 44 | 137 | 88 | 49 |
| | Hiroshima | 20 | 1 | 19 | 28 | 3 | 25 | 34 | 3 | 31 |
| | Chugoku total | | 158 | 97 | 61 | 159 | 90 | 69 | 171 | 91 |
| Shikoku | Kagawa | 78 | 8 | 70 | 79 | 10 | 69 | 82 | 14 | 68 |
| | Tokushima | 57 | - | 57 | 57 | - | 57 | 67 | 2 | 65 |
| | Ehime | 129 | 61 | 68 | 135 | 68 | 67 | 138 | 76 | 62 |
| | Kochi | 47 | 27 | 20 | 53 | 28 | 25 | 60 | 31 | 29 |
| Shikoku total | | 311 | 96 | 215 | 324 | 106 | 218 | 347 | 123 | 224 |
| Kyushu | Kumamoto | - | - | - | - | - | - | 10 | - | 10 |
| | Kagoshima | 46 | - | 46 | 54 | - | 54 | 63 | - | 63 |
| | Kyushu total | | 46 | - | 46 | 54 | - | 54 | 73 | - |
| Total | | 6,241 | 2,971 | 3,270 | 6,152 | 2,917 | 3,235 | 6,339 | 2,981 | 3,358 |
| Number of prefectures | | 35 | 25 | 31 | 35 | 25 | 31 | 36 | 26 | 33 |

(3) Circle K' stores at term-end

(Stores)

| | | FY ended Feb.2003 | | | FY ended Feb.2004 | | | FY ended Feb.2005 | | |
|-------------------------------|----------------------|-------------------|--------------|--------------|-------------------|--------------|--------------|-------------------|--------------|--------------|
| | | | The Company | Area FC | | The Company | Area FC | | The Company | Area FC |
| Hokkaido | | - | - | - | - | - | - | - | - | - |
| Tohoku | Aomori | 124 | - | 124 | 121 | - | 121 | 109 | 109 | - |
| | Iwate | 6 | - | 6 | 6 | - | 6 | 7 | 7 | - |
| | Akita | 34 | - | 34 | 30 | - | 30 | 26 | 26 | - |
| | Miyagi | - | - | - | - | - | - | - | - | - |
| | Yamagata | - | - | - | - | - | - | - | - | - |
| | Fukushima | - | - | - | - | - | - | - | - | - |
| Tohoku total | | 164 | - | 164 | 157 | - | 157 | 142 | 142 | - |
| Kanto | Tochigi | - | - | - | - | - | - | - | - | - |
| | Ibaraki | - | - | - | - | - | - | - | - | - |
| | Chiba | - | - | - | - | - | - | - | - | - |
| | Saitama | - | - | - | - | - | - | - | - | - |
| | Tokyo | 57 | 57 | - | 61 | 61 | - | 67 | 67 | - |
| | Kanagawa | 137 | 137 | - | 130 | 130 | - | 129 | 129 | - |
| kanto total | | 194 | 194 | - | 191 | 191 | - | 196 | 196 | - |
| Chubu-Hokuriku | Niigata | 32 | 32 | - | 43 | 43 | - | 55 | 55 | - |
| | Nagano | 102 | 102 | - | 103 | 103 | - | 111 | 111 | - |
| | Fukui | 57 | 57 | - | 55 | 55 | - | 52 | 52 | - |
| | Toyama | 81 | 81 | - | 75 | 75 | - | 72 | 72 | - |
| | Ishikawa | 126 | 126 | - | 117 | 117 | - | 118 | 118 | - |
| | Shizuoka | 312 | 312 | - | 294 | 294 | - | 298 | 298 | - |
| Chubu · Hokuriku total | | 710 | 710 | - | 687 | 687 | - | 706 | 706 | - |
| Chukyo | Gifu | 246 | 246 | - | 241 | 241 | - | 243 | 243 | - |
| | Aichi | 850 | 850 | - | 847 | 847 | - | 858 | 858 | - |
| | Mie | 210 | 210 | - | 198 | 198 | - | 199 | 199 | - |
| | Chukyo total | | 1,306 | 1,306 | - | 1,286 | 1,286 | - | 1,300 | 1,300 |
| Kansai | Shiga | 59 | 59 | - | 52 | 52 | - | 52 | 52 | - |
| | Kyoto | 112 | 112 | - | 108 | 108 | - | 109 | 109 | - |
| | Hyogo | 40 | 40 | - | 41 | 41 | - | 47 | 47 | - |
| | Osaka | 128 | 128 | - | 131 | 131 | - | 144 | 144 | - |
| | Nara | 53 | 53 | - | 55 | 55 | - | 58 | 58 | - |
| | Wakayama | 12 | 12 | - | 13 | 13 | - | 13 | 13 | - |
| Kansai total | | 404 | 404 | - | 400 | 400 | - | 423 | 423 | - |
| Chugoku | Okayama | 96 | 96 | - | 87 | 87 | - | 88 | 88 | - |
| | Hiroshima | 1 | - | 1 | 3 | - | 3 | 3 | - | 3 |
| | Chugoku total | | 97 | 96 | 1 | 90 | 87 | 3 | 91 | 88 |
| Shikoku | Kagawa | 8 | - | 8 | 10 | - | 10 | 14 | - | 14 |
| | Tokushima | - | - | - | - | - | - | 2 | - | 2 |
| | Ehime | 61 | - | 61 | 68 | - | 68 | 76 | - | 76 |
| | Kochi | 27 | - | 27 | 28 | - | 28 | 31 | - | 31 |
| Shikoku total | | 96 | - | 96 | 106 | - | 106 | 123 | - | 123 |
| Kyushu | Kumamoto | - | - | - | - | - | - | - | - | - |
| | Kagoshima | - | - | - | - | - | - | - | - | - |
| Kyushu total | | - | - | - | - | - | - | - | - | - |
| Total | | 2,971 | 2,710 | 261 | 2,917 | 2,651 | 266 | 2,981 | 2,855 | 126 |
| Number of prefectures | | 25 | 18 | 7 | 25 | 18 | 7 | 26 | 21 | 5 |

(4) Sunkus' stores at term-end

(Stores)

| | | FY ended Feb.2003 | | | FY ended Feb.2004 | | | FY ended Feb.2005 | | |
|-------------------------------|----------------------|-------------------|--------------|--------------|-------------------|--------------|--------------|-------------------|--------------|--------------|
| | | The Company | Area FC | | The Company | Area FC | | The Company | Area FC | |
| Hokkaido | | 303 | 252 | 51 | 275 | 229 | 46 | 273 | 229 | 44 |
| Tohoku | Aomori | 57 | - | 57 | 64 | - | 64 | 67 | - | 67 |
| | Iwate | 76 | 76 | - | 79 | 79 | - | 88 | 88 | - |
| | Akita | 83 | 83 | - | 81 | 81 | - | 85 | 85 | - |
| | Miyagi | 137 | 137 | - | 124 | 124 | - | 123 | 123 | - |
| | Yamagata | 81 | 81 | - | 69 | 69 | - | 68 | 68 | - |
| | Fukushima | 14 | 14 | - | 12 | 12 | - | 11 | 11 | - |
| Tohoku total | | 448 | 391 | 57 | 429 | 365 | 64 | 442 | 375 | 67 |
| Kanto | Tochigi | 35 | - | 35 | 38 | - | 38 | 37 | - | 37 |
| | Ibaraki | 64 | 64 | - | 59 | 59 | - | 60 | 60 | - |
| | Chiba | 200 | 159 | 41 | 196 | 151 | 45 | 206 | 157 | 49 |
| | Saitama | 204 | 42 | 162 | 185 | 35 | 150 | 180 | 37 | 143 |
| | Tokyo | 578 | 506 | 72 | 578 | 503 | 75 | 593 | 511 | 82 |
| | Kanagawa | 214 | 214 | - | 209 | 209 | - | 213 | 213 | - |
| kanto total | | 1,295 | 985 | 310 | 1,265 | 957 | 308 | 1,289 | 978 | 311 |
| Chubu-Hokuriku | Niigata | - | - | - | - | - | - | - | - | - |
| | Nagano | - | - | - | - | - | - | - | - | - |
| | Fukui | 7 | - | 7 | 8 | - | 8 | 9 | - | 9 |
| | Toyama | 59 | - | 59 | 65 | - | 65 | 74 | - | 74 |
| | Ishikawa | 70 | - | 70 | 72 | - | 72 | 75 | - | 75 |
| | Shizuoka | 32 | - | 32 | 34 | - | 34 | 35 | - | 35 |
| Chubu + Hokuriku total | | 168 | - | 168 | 179 | - | 179 | 193 | - | 193 |
| Chukyo | Gifu | 18 | 18 | - | 20 | 20 | - | 21 | 21 | - |
| | Aichi | 194 | 141 | 53 | 197 | 144 | 53 | 203 | 149 | 54 |
| | Mie | 27 | 27 | - | 31 | 31 | - | 34 | 34 | - |
| | Chukyo total | | 239 | 186 | 53 | 248 | 195 | 53 | 258 | 204 |
| Kansai | Shiga | - | - | - | - | - | - | 4 | - | 4 |
| | Kyoto | 54 | - | 54 | 53 | - | 53 | 55 | - | 55 |
| | Hyogo | 147 | 147 | - | 141 | 141 | - | 145 | 145 | - |
| | Osaka | 236 | 235 | 1 | 245 | 244 | 1 | 263 | 262 | 1 |
| | Nara | 58 | - | 58 | 59 | - | 59 | 59 | - | 59 |
| | Wakayama | - | - | - | - | - | - | - | - | - |
| Kansai total | | 495 | 382 | 113 | 498 | 385 | 113 | 526 | 407 | 119 |
| Chugoku | Okayama | 42 | 42 | - | 44 | 44 | - | 49 | 49 | - |
| | Hiroshima | 19 | 19 | - | 25 | 25 | - | 31 | 31 | - |
| | Chugoku total | | 61 | 61 | - | 69 | 69 | - | 80 | 80 |
| Shikoku | Kagawa | 70 | - | 70 | 69 | - | 69 | 68 | - | 68 |
| | Tokushima | 57 | - | 57 | 57 | - | 57 | 65 | - | 65 |
| | Ehime | 68 | - | 68 | 67 | - | 67 | 62 | - | 62 |
| | Kochi | 20 | - | 20 | 25 | - | 25 | 29 | - | 29 |
| Shikoku total | | 215 | - | 215 | 218 | - | 218 | 224 | - | 224 |
| Kyushu | Kumamoto | - | - | - | - | - | - | 10 | - | 10 |
| | Kagoshima | 46 | - | 46 | 54 | - | 54 | 63 | - | 63 |
| | Kyushu total | | 46 | - | 46 | 54 | - | 54 | 73 | - |
| Total | | 3,270 | 2,257 | 1,013 | 3,235 | 2,200 | 1,035 | 3,358 | 2,273 | 1,085 |
| Number of prefectures | | 31 | 18 | 19 | 31 | 18 | 19 | 33 | 18 | 21 |

4. Sales

(1) Total store sales

(millions of yen)

| | | FY ended Feb.2003 | | FY ended Feb. 2004 | | FY ended Feb.2005 | |
|---------------|----------------------|-------------------|-------------|--------------------|---------------|-------------------|---------------|
| | | | Y-o-y | | Y-o-y | | Y-o-y |
| The Companies | CircleKSunkus | 891,889 | 2.1% | 883,894 | (0.9)% | 907,407 | 2.7% |
| | Circle K | 485,670 | 3.9% | 480,453 | (1.1)% | 503,889 | 4.9% |
| | Sunkus | 406,219 | 3.3% | 403,441 | (0.7)% | 403,517 | 0.0% |
| Area FC | CircleKSunkus | 201,671 | 1.2% | 207,833 | 3.1% | 202,020 | (2.8)% |
| | Circle K | 36,232 | 7.3% | 34,806 | (3.9)% | 23,644 | (32.1)% |
| | Sunkus | 165,439 | 9.3% | 173,027 | 4.6% | 178,376 | 3.1% |
| Group total | CircleKSunkus | 1,093,560 | 1.9% | 1,091,728 | (0.2)% | 1,109,428 | 1.6% |
| | Circle K | 521,902 | 4.2% | 515,260 | (1.3)% | 527,534 | 2.4% |
| | Sunkus | 571,658 | 5.0% | 576,468 | 0.8% | 581,894 | 0.9% |

Note: On June 1, 2004, CKTOHOKU Co., Ltd., an area franchiser of Circle K, merged with CIRCLE K JAPAN Co., Ltd. and was converted into the Tohoku Business Division. Year-on-year comparisons of the sales of Circle K proper and its area franchisers for the interim period ended February 28, 2005 are made assuming no merger took place. Sales of CKTOHOKU and the Tohoku Business Division for the FY ended February 2005 are shown below.

(millions of yen)

| | FY ended Feb.2005 | |
|--|-------------------|------|
| CKTOHOKU(Mar. 1-May 31) | 4,655 | - |
| Tohoku Business Division(Jun. 1-Feb. 28) | 14,026 | - |
| Total | 18,682 | 1.8% |

Note: The component of total store sales shown above corresponding to the sales of C&S/CircleKSunkus proper do not match the consolidated financial statements of C&S/CircleKSunkus because figures for consolidated subsidiaries have not been added together. The reconciliation between these figures and C&S'/CircleKSunkus' consolidated financial statements is shown below.

(millions of yen)

| | FY ended Feb. 2004 | | FY ended Feb.2005 | |
|--------------------------------|--------------------|-------|-------------------|-------|
| | | Y-o-y | | Y-o-y |
| CKTOHOKU | 18,353 | - | 4,655 | - |
| Sunkus Aomori | - | - | 9,819 | - |
| Sunkus Nishi-Saitama | - | - | 11,638 | - |
| C&S/CircleKSunkus Consolidated | 902,247 | 1.2% | 933,521 | 3.5% |

FY ended Feb. 2005 represent actual operating results, the sum of operating results for C&S from March 1, 2004 to August 31, 2004, and those of Circle K Sunkus from September 1, 2004 to February 28, 2005.

(2) Average daily sales per store, average customers per day and average purchase per customer

(thousands of yen)

| | 03/2 | | 04/2 | | 05/2 | |
|--|--------|-------|--------|-------|--------|-------|
| | | Y-o-y | | Y-o-y | | Y-o-y |
| CircleK Sunkus | | | | | | |
| existing stores | | | | | | |
| Average daily sales | | | | | 496 | |
| Y-on-Y | | | | | (0.9)% | |
| average customers per day(persons) | | | | | 826 | |
| average purchase per customer (yen) | | | | | 601 | |
| Average daily sales at all stores | | | | | | |
| | | | | | 493 | |
| Average daily sales at newly opened stores | | | | | | |
| | | | | | 437 | |
| CircleK | | | | | | |
| existing stores | | | | | | |
| Average daily sales | 508 | (6) | 492 | (16) | 494 | 2 |
| Y-on-Y | (1.6)% | | (4.7)% | | 0.3% | |
| average customers per day(persons) | 771 | 2 | 770 | (1) | 775 | 5 |
| average purchase per customer (yen) | 660 | (9) | 639 | (21) | 638 | (1) |
| Average daily sales at all stores | | | | | | |
| | 503 | (5) | 488 | (15) | 493 | 5 |
| Average daily sales at newly opened stores | | | | | | |
| | 494 | 19 | 447 | 7 | 439 | (8) |
| Sunkus | | | | | | |
| existing stores | | | | | | |
| Average daily sales | 514 | (7) | 504 | (10) | 500 | (4) |
| Y-on-Y | (2.5)% | | (4.2)% | | (2.3)% | |
| average customers per day(persons) | 873 | 9 | 879 | 6 | 892 | 13 |
| average purchase per customer (yen) | 589 | (14) | 573 | (16) | 560 | (13) |
| Average daily sales at all stores | | | | | | |
| | 511 | (7) | 500 | (11) | 495 | (5) |
| Average daily sales at newly opened stores | | | | | | |
| | 494 | 38 | 453 | (41) | 435 | (18) |

"Existing stores" refers to those stores that had been open more than a year and had a full month's operation during the current year as well as in the corresponding month of the previous year.

5. Products

(1)Average gross profit margins

Circle K (Excluding area franchisers)

| | FY ended Feb.2003 | | FY ended Feb. 2004 | | FY ended Feb.2005 | |
|-----------------------|-------------------|---------------|--------------------|-------------|-------------------|---------------|
| | | Y-o-y | | Y-o-y | | Y-o-y |
| Fast food | 34.3% | 0.0% | 34.5% | 0.2% | 34.8% | 0.3% |
| Fresh food | 31.9% | 0.4% | 32.8% | 1.0% | 33.3% | 0.5% |
| Processed food | 34.4% | 0.4% | 34.7% | 0.3% | 34.8% | 0.1% |
| Food sub-total | 33.9% | 0.2% | 34.3% | 0.4% | 34.5% | 0.2% |
| Non-food items | 20.0% | (0.2)% | 19.0% | (0.9)% | 18.6% | (0.4)% |
| Services | 7.0% | (1.2)% | 8.8% | 1.9% | 7.8% | (1.0)% |
| Total | 28.0% | (0.2)% | 28.7% | 0.7% | 28.4% | (0.3)% |

Note:

Circle K's Average gross profit margin excludes the figures for the Tohoku Business Division (the former CKTOHOKU Co., Ltd., absorbed in June).

Sunkus (Including area franchisers)

| | FY ended Feb.2003 | | FY ended Feb. 2004 | | FY ended Feb.2005 | |
|-----------------------|-------------------|---------------|--------------------|-------------|-------------------|-------------|
| | | Y-o-y | | Y-o-y | | Y-o-y |
| Fast food | 34.2% | 0.2% | 34.4% | 0.2% | 34.9% | 0.5% |
| Fresh food | 32.2% | 0.3% | 32.4% | 0.2% | 33.2% | 0.8% |
| Processed food | 33.6% | 0.5% | 34.1% | 0.5% | 34.6% | 0.5% |
| Food sub-total | 33.5% | 0.3% | 33.8% | 0.3% | 34.4% | 0.6% |
| Non-food items | 21.6% | (0.1)% | 20.9% | (0.7)% | 20.2% | (0.7)% |
| Services | 8.2% | (1.2)% | 9.7% | 1.5% | 8.9% | (0.8)% |
| Total | 28.8% | (0.1)% | 29.2% | 0.4% | 29.3% | 0.1% |

Notes:

1. Gross profit margin figures for Sunkus in past years were revised to reflect the change in product categorization.

2. Product categories are as follows:

Fast food: rice dishes, bread, noodles, delicatessen snacks, and countertop fast foods

Fresh food: Milk, chilled beverages, pastries, bread, desserts, and fresh food items.

Processed food: alcoholic beverages, soft drinks, snacks, instant noodles, ice-cream, and dried foods.

Non-food items:Magazines, Newspapers, tobacco, cosmetics, general merchandise

Services: Prepaid highway toll cards, tickets, stamps, and parcel delivery

(2)Payment Acceptance Service

Circle K Sunkus (Including area franchisers) (millions of yen)

| | FY ended Feb. 2004 | | FY ended Feb.2005 | |
|----------------------------------|--------------------|-------|-------------------|-------|
| | | Y-o-y | | Y-o-y |
| Transaction Volume | 641,436 | - | 718,029 | 12% |
| No. of transaction (thousand) | 76,244 | - | 83,530 | 10% |
| Commission Revenues | 4,890 | - | 5,128 | 5% |

No. of Companies(FY ended Feb.2005):111

Circle K (Excluding area franchisers) (millions of yen)

| | FY ended Feb.2003 | | FY ended Feb. 2004 | |
|----------------------------------|-------------------|-------|--------------------|-------|
| | | Y-o-y | | Y-o-y |
| Transaction Volume | 239,684 | 14% | 270,173 | 13% |
| No. of transaction (thousand) | 28,393 | 15% | 31,106 | 10% |
| Commission Revenues | 1,539 | 10% | 1,640 | 7% |

Sunkus (Including area franchisers) (millions of yen)

| | FY ended Feb.2003 | | FY ended Feb. 2004 | |
|----------------------------------|-------------------|-------|--------------------|-------|
| | | Y-o-y | | Y-o-y |
| Transaction Volume | 303,316 | 19% | 347,666 | 15% |
| No. of transaction (thousand) | 38,323 | 15% | 42,588 | 11% |
| Commission Revenues | 2,446 | 15% | 2,709 | 11% |

(3)Per store sales by product category

Circle K

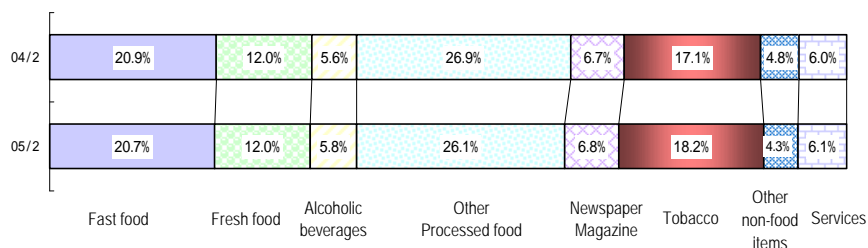
| | FY ended Feb.2003 | | FY ended Feb. 2004 | | FY ended Feb.2005 | | |
|----------------|----------------------|---------------|--------------------|---------------|-------------------|---------------|-------|
| | Y-o-y | Share | Y-o-y | Share | Y-o-y | Share | |
| Fast food | 3.3% | 20.9% | (1.0)% | 20.9% | 1.0% | 20.7% | |
| Fresh food | 5.8% | 11.5% | 3.5% | 12.0% | 1.7% | 12.0% | |
| Processed food | Alcoholic beverages | 6.1% | 5.2% | 5.5% | 5.6% | 5.7% | 5.8% |
| | Other processed food | 0.9% | 26.6% | 0.2% | 26.9% | (1.0)% | 26.1% |
| Non-food items | Newspaper, Magazine | (4.3)% | 6.9% | (3.7)% | 6.7% | 3.2% | 6.8% |
| | Tobacco | 8.0% | 15.1% | 12.3% | 17.1% | 8.5% | 18.2% |
| | Other non-food items | (2.4)% | 5.2% | (9.4)% | 4.8% | (9.0)% | 4.3% |
| Service | 17.2% | 8.6% | (31.2)% | 6.0% | 4.5% | 6.1% | |
| Total | 3.9% | 100.0% | (1.1)% | 100.0% | 2.0% | 100.0% | |

Note: Circle K's Per store sales by product category excludes the figures for the Tohoku Business Division (the former CKTOHOKU Co., Ltd., absorbed in June).

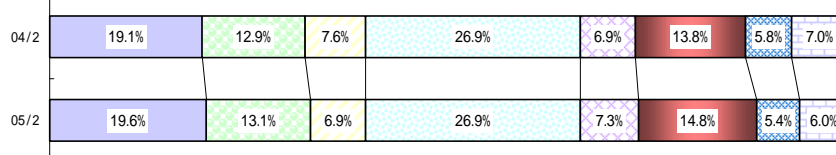
Sunkus

| | FY ended Feb.2003 | | FY ended Feb. 2004 | | FY ended Feb.2005 | | |
|----------------|----------------------|---------------|--------------------|---------------|-------------------|---------------|-------|
| | Y-o-y | Share | Y-o-y | Share | Y-o-y | Share | |
| Fast food | 1.3% | 18.4% | 3.1% | 19.1% | 2.2% | 19.6% | |
| Fresh food | 5.7% | 12.5% | 2.2% | 12.9% | 1.0% | 13.1% | |
| Processed food | Alcoholic beverages | (7.7)% | 8.5% | (10.8)% | 7.6% | (9.3)% | 6.9% |
| | Other processed food | (0.5)% | 26.9% | (0.5)% | 26.9% | (0.7)% | 26.9% |
| Non-Food items | Newspaper, Magazine | (4.9)% | 7.3% | (6.2)% | 6.9% | 5.3% | 7.3% |
| | Tobacco | 10.0% | 12.6% | 8.7% | 13.8% | 6.7% | 14.8% |
| | Other non-Food items | 3.8% | 6.0% | (4.8)% | 5.8% | (7.3)% | 5.4% |
| Service | 38.8% | 7.8% | (10.6)% | 7.0% | (5.2)% | 6.0% | |
| Total | 3.3% | 100.0% | (0.7)% | 100.0% | 0.0% | 100.0% | |

Circle K



Sunkus



(4)Number of ATMs installed at stores

| | FY ended Feb. 2004 | FY ended Feb.2005 |
|----------|--------------------|-------------------|
| Circle K | 387 | 382 |
| Sunkus | 236 | 265 |

Note: Figures include area franchisers.

6. Regional Data

(1) Sales

(millions of yen)

| | FY ended Feb.2003 | | | FY ended Feb.2004 | | | FY ended Feb.2005 | | |
|------------------|-------------------|----------------|----------------|-------------------|----------------|----------------|-------------------|----------------|----------------|
| | Circle K | Sunkus | | Circle K | Sunkus | | Circle K | Sunkus | |
| Hokkaido | 39,320 | - | 39,320 | 36,377 | - | 36,377 | 34,566 | - | 34,566 |
| Share | 4.4% | - | 9.7% | 4.1% | - | 9.0% | 3.8% | - | 8.6% |
| Tohoku | 61,241 | - | 61,241 | 58,142 | - | 58,142 | 71,248 | 14,026 | 57,222 |
| Share | 6.9% | - | 15.1% | 6.6% | - | 14.4% | 7.8% | 0 | 14.2% |
| Kanto | 225,269 | 32,759 | 192,510 | 228,030 | 34,804 | 193,226 | 228,394 | 36,719 | 191,675 |
| Share | 25.3% | 6.7% | 47.4% | 25.8% | 7.3% | 47.9% | 25.2% | 7.3% | 47.5% |
| Chubu · Hokuriku | 114,854 | 114,854 | - | 114,494 | 114,494 | - | 116,756 | 116,756 | - |
| Share | 12.9% | 23.6% | - | 13.0% | 23.8% | - | 12.9% | 23.2% | - |
| Chukyo | 295,081 | 259,289 | 35,792 | 288,564 | 251,882 | 36,682 | 290,492 | 252,742 | 37,750 |
| Share | 33.1% | 53.4% | 8.8% | 32.6% | 52.4% | 9.1% | 32.0% | 50.1% | 9.3% |
| Kansai | 132,690 | 64,513 | 68,177 | 134,399 | 66,013 | 68,386 | 139,798 | 70,006 | 69,791 |
| Share | 14.9% | 13.3% | 16.8% | 15.2% | 13.7% | 17.0% | 15.4% | 13.9% | 17.3% |
| Chugoku | 23,428 | 14,252 | 9,176 | 23,885 | 13,260 | 10,625 | 26,151 | 13,639 | 12,511 |
| Share | 2.6% | 2.9% | 2.2% | 2.7% | 2.8% | 2.6% | 2.9% | 2.7% | 3.1% |
| Total | 891,889 | 485,670 | 406,219 | 883,894 | 480,453 | 403,441 | 907,407 | 503,889 | 403,517 |
| Share | 100.0% | 100.0% | 100.0% | 100.0% | 100.0% | 100.0% | 100.0% | 100.0% | 100.0% |

(2) Year-on-year change in existing-store sales

| | FY ended Feb.2003 | | FY ended Feb.2004 | | FY ended Feb.2005 | |
|------------------|-------------------|---------------|-------------------|---------------|-------------------|---------------|
| | Circle K | Sunkus | Circle K | Sunkus | Circle K | Sunkus |
| Hokkaido | - | (5.0)% | - | (6.2)% | - | (3.3)% |
| Tohoku | - | (4.3)% | - | (5.4)% | 5.0% | (3.0)% |
| Kanto | 0.9% | (1.6)% | (1.6)% | (3.2)% | 2.7% | (2.0)% |
| Chubu · Hokuriku | (2.9)% | - | (3.9)% | - | 1.0% | - |
| Chukyo | (1.6)% | (0.4)% | (5.6)% | (4.2)% | (1.1)% | (1.7)% |
| Kansai | (0.7)% | (3.3)% | (4.4)% | (5.3)% | 0.9% | (3.0)% |
| Chugoku | (2.2)% | 4.7% | (3.2)% | 0.4% | 4.9% | 0.2% |
| Total | (1.6)% | (2.5)% | (4.7)% | (4.2)% | 0.3% | (2.3)% |

7. Area Franchisers

Circle K

(stores, millions of yen)

| | Equity interest | FY ended Feb.2005 | | | | | |
|--------------------|-----------------|-------------------|--------------|------|-------|-------------------|-------|
| | | | Stores | | | Total Store Sales | |
| | | | Y-o-Y Change | open | close | | Y-o-Y |
| 1 Circle-K Shikoku | 35.0% | 126 | 17 | 20 | 3 | 18,988 | 15.4% |

Note:

On June 1, 2004, CIRCLE K JAPAN Co., Ltd. absorbed CKTOHOKU Co., Ltd.

Sunkus

(stores, millions of yen)

| | Equity interest | FY ended Feb.2005 | | | | | |
|-------------------|--------------------|-------------------|--------------|------------|-----------|-------------------|-------------|
| | | | Stores | | | Total Store Sales | |
| | | | Y-o-Y Change | open | close | | Y-o-Y |
| 1 Aomori | 100% Consolidated | 67 | 3 | 5 | 2 | 9,819 | 1.3% |
| 2 Nishi-saitama | 99.5% Consolidated | 76 | 1 | 6 | 5 | 11,638 | (8.3%) |
| 3 Eiko | 19.0% | 44 | (2) | - | 2 | 4,357 | (10.4%) |
| 4 Higashi-Saitama | 19.0% | 75 | (6) | 5 | 11 | 10,737 | (7.7%) |
| 5 Tokai | 19.0% | 89 | 2 | 6 | 4 | 14,414 | 4.1% |
| 6 Keihanna | 19.0% | 119 | 6 | 10 | 4 | 19,737 | 0.3% |
| 7 Keihanna | 19.0% | 91 | (1) | 9 | 10 | 14,348 | 1.2% |
| 8 Higashi-Shikoku | 19.0% | 133 | 7 | 10 | 3 | 23,537 | 1.6% |
| 9 Hokulia | 19.0% | 84 | 4 | 7 | 3 | 15,225 | 6.0% |
| 10 Toyama | 19.0% | 74 | 9 | 9 | - | 12,070 | 11.0% |
| 11 Tochigi | 12.0% | 37 | -1 | 1 | 2 | 5,875 | 2.5% |
| 12 Minami-Kyushu | 19.0% | 73 | 19 | 21 | 2 | 10,029 | 28.6% |
| 13 Bay Area | 2.6% | 123 | 9 | 13 | 4 | 26,583 | 8.6% |
| Total | - | 1,085 | 50 | 102 | 52 | 178,376 | 3.1% |

Notes:

- In February 2004, SUNKUS & ASSOCIATES INC. acquired all shares of Sunkus Aomori Co., Ltd. making it a wholly owned subsidiary.
- Sunkus Nishi-Saitama Co., Ltd., became a subsidiary of SUNKUS & ASSOCIATES INC. through stock purchases in September 2001.
- In the fiscal year ended February 28, 2005, Sunkus Aomori and Sunkus Nishi-Saitama became consolidated subsidiaries of C&S Co., Ltd.

8.Shareholders Information

(1)Distribution of Shareholders by Type

| | End of Feb.2003 (C&S) | | End of Feb. 2004 (C&S) | | End of Feb.2005 (CircleKSunkus) | |
|------------------------------|--------------------------|--------------------|---------------------------|--------------------|------------------------------------|--------------------|
| | Shares (ratio) | Persons (ratio) | Shares (ratio) | Persons (ratio) | Shares (ratio) | Persons (ratio) |
| Individuals, Others | 10.29% | 94.53% | 9.06% | 94.05% | 8.58% | 94.27% |
| Financial Institutions | 25.48% | 0.89% | 26.57% | 0.78% | 25.26% | 0.78% |
| Other Domestic Entities | 50.46% | 3.34% | 51.10% | 3.62% | 50.93% | 3.19% |
| Foreign Entities | 13.77% | 1.24% | 13.27% | 1.55% | 15.23% | 1.76% |
| Number of Shares Outstanding | 86,183,226 | | 86,183,226 | | 86,183,226 | |
| Number of Shareholders | 12,375 | | 11,090 | | 12,245 | |

notes: Individuals, Others include company officers, and treasury stock ,Other Domestic Entities include JASDEC

(2)Principal Shareholders

| Shareholders' Name | Shares | % of Total |
|--|------------|------------|
| 1 UNY Co., Ltd. | 40,746,520 | 47.28% |
| 2 Japan Trustee Services Bank, Ltd. (Trust Account) | 7,378,500 | 8.56% |
| 3 The Master Trust Bank of Japan, Ltd. (Trust Account) | 5,128,200 | 5.95% |
| 4 Stste Street Bank and Trust Company 505103 | 1,147,498 | 1.33% |
| 5 Nomura Securities Company., Ltd. | 1,107,100 | 1.28% |
| 6 The Chase Manhattan Bank, N.A. London Secs Lending Omnibus Account | 805,882 | 0.94% |
| 7 Takaya Kittaka (corporate director) | 775,262 | 0.90% |
| 8 Japan Trustee Services Bank, Ltd. (Trust Account 4) | 774,300 | 0.90% |
| 9 Trust & Custody Services Bank, Ltd. (Mizuho Corporate Bank, Ltd. Retirement Benefit Trust Account re-entrusted by Mizuho Trust & Banking Co., Ltd.) | 617,600 | 0.72% |
| 10 The Dai-ichi Mutual Life Insurance Company, Special Account | 595,500 | 0.69% |
| Total | 59,076,362 | 68.55% |
| Number of Shares Outstanding | 86,183,226 | 100.00% |